

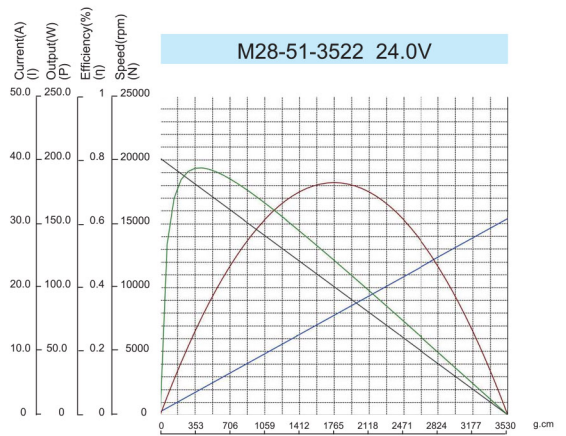
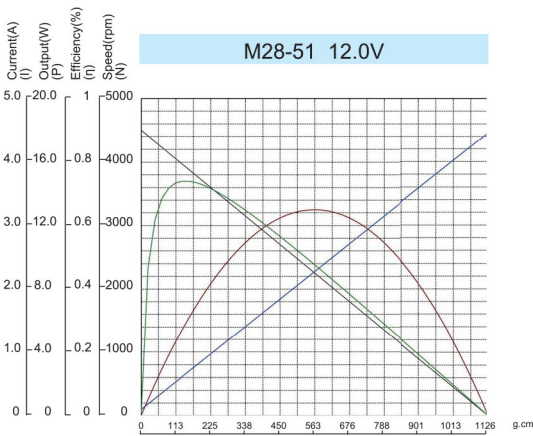
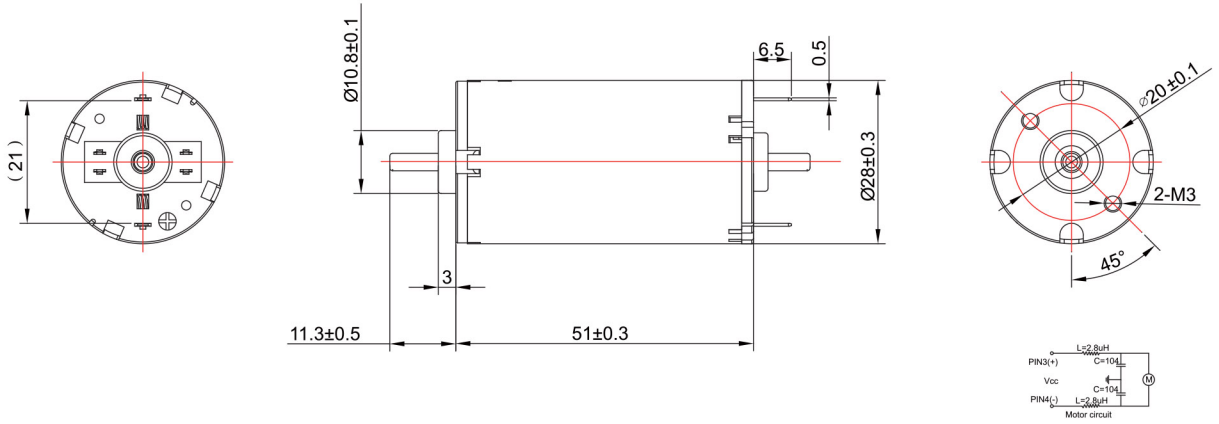
M28-51



OUTPUT: APPROX 3W~15W
DC Motor

Typical Applications :

- Printer
- Boot of automobile
- Air pump



MODEL	VOLTAGE		NO LOAD		AT MAXIMUM EFFICIENCY				STALL			
	OPERATING RANGE	NOMINAL	SPEED	CURRENT	SPEED	CURRENT	TORQUE		OUTPUT	TORQUE		CURRENT
		V	r/min	A	r/min	A	mN.m	g.cm	W	mN.m	g.cm	A
M28-51-3522	20.0-28.0	24.00	20120	0.51	17835	3.94	4.00	400.83	73.44	35.30	3529.82	30.77
M28-51-2552	9.0-15.0	12.00	4500	0.095	3827	0.65	1.43	143.48	5.79	11.26	1125.86	4.45

Please inquire your sales representative for output, performance and EMC solution.