

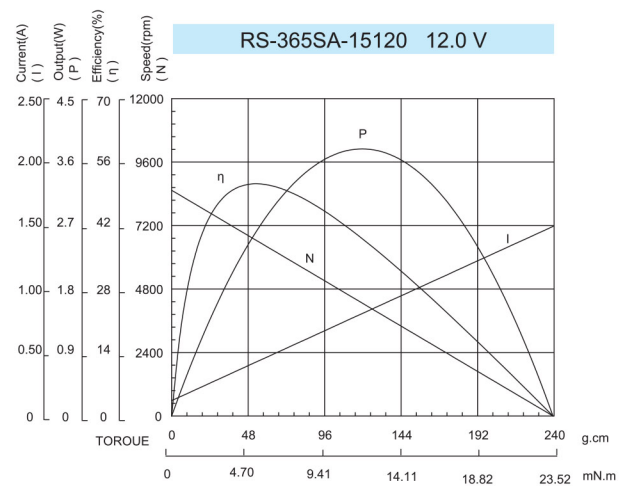
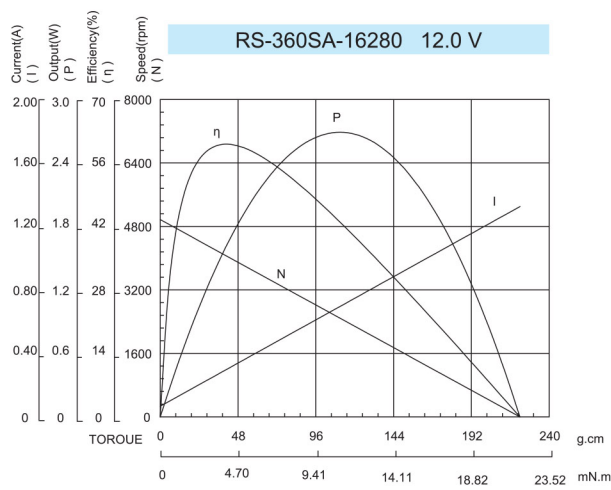
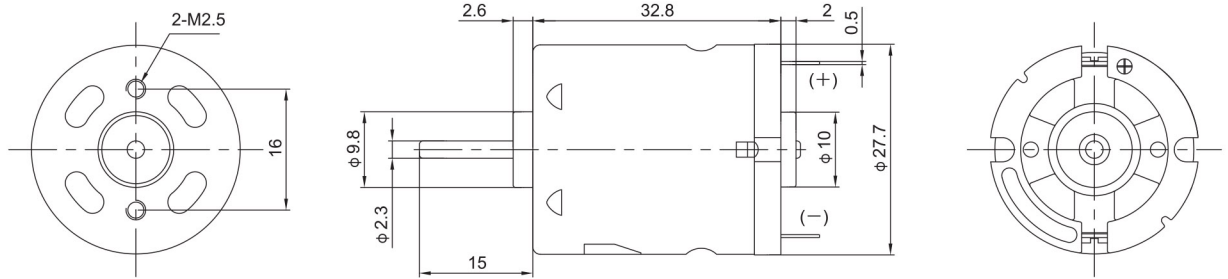


OUTPUT: APPROX 0.7W-30W
DC Motor

Typical Applications / Home Appliances:

- Air Compressor
- Hair Dryer
- Massager / Vibrator

DIRECTION OF ROTATION



MODEL	VOLTAGE		NO LOAD		AT MAXIMUM EFFICIENCY				STALL			
	OPERATING RANGE	NOMINAL	SPEED	CURRENT	SPEED	CURRENT	TORQUE		OUTPUT	TORQUE		CURRENT
		V	r/min	A	r/min	A	mN.m	g.cm	W	mN.m	g.cm	A
RS-360SA-16280	6.0 ~ 12.0	9.0	4972	0.067	4059	0.298	3.99	40.8	1.61	21.75	222.0	1.325
RS-360SA-15300	18.0 ~ 30.0	24.0	12600	0.078	10545	0.400	6.29	64.2	6.23	38.59	393.8	2.055
RS-365SA-15120	9.0 ~ 15.0	12.0	8536	0.121	6645	0.425	5.20	53.0	2.61	23.45	239.3	1.493
RS-365SA-10190	18.0 ~ 30.0	24.0	10482	0.072	8256	0.267	4.29	43.7	3.42	20.18	205.9	0.990

Please inquire your sales representative for output, performance and EMC solution.